

SEMITRANS™ 3

Ultra Fast IGBT Module

SKM 300GB125D

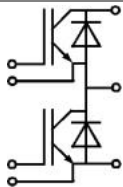
Preliminary Data

Features

- Low switching losses due to fast turn-off times
- High current capability
- High efficiency
- High thermal conductivity
- High reliability
- Low switching losses due to fast turn-off times
- High current capability
- High efficiency
- High thermal conductivity
- High reliability

Typical Applications


- Inverter for industrial machines
- Motor drive for industrial applications
- Power electronics for renewable energy
- Power electronics for transportation
- Power electronics for power supplies
- Inverter for industrial machines
- Motor drive for industrial applications
- Power electronics for renewable energy
- Power electronics for transportation
- Power electronics for power supplies










GB

Absolute Maximum Ratings

Symbol	Conditions	Values	Units
IGBT			
I_{EM}	Continuous	100	A
I_{SM}	Short-circuit	150	A
V_{CE}	Continuous	1200	V
$V_{CE, S}$	Short-circuit	1500	V
$T_{j, max}$	Continuous	175	°C
$T_{j, min}$	Continuous	-50	°C
$T_{j, stg}$	Storage	-50 to 175	°C

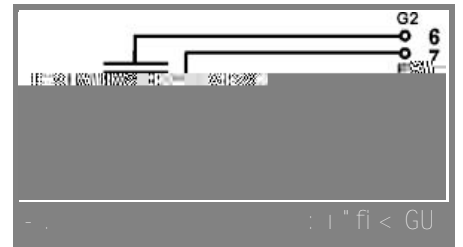






UL Recognized
File no. E 63 532

Dimensions in mm



This is an electrostatic discharge sensitive device (ESDS), international standard IEC 60747-1, Chapter IX.

This technical information specifies semiconductor devices but promises no characteristics. No warranty or guarantee expressed or implied is made regarding delivery, performance or suitability.